

JUE-87 Inmarsat C



– the JUE-87 is the latest all-new two-way Inmarsat C global data communication solution

All-in-one 10.4-inch messaging unit
Newly designed antenna with GPS inside
Single coax installation
LRIT integrated as standard
RMS via LAN available

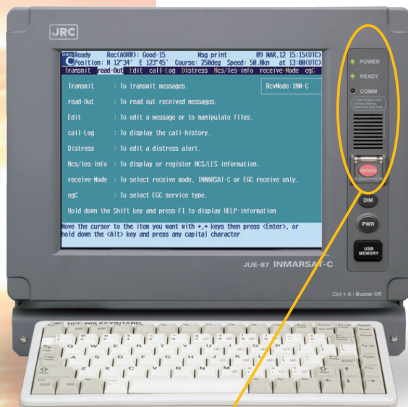
Features

Features

The JUE-87 is a highly reliable mobile satellite message communication system, having the ability to handle commercial, operational and personal messages just as easily as distress and safety communications.

About the Inmarsat C system

JRC JUE-87 Inmarsat C is a digital satellite communication system whereby data can be encoded into digital format, whether text, numeric data from instruments or other information in digital format can be sent and received over the system. A simple user interface allows sending and receiving messages.



Integrated in the messaging unit

All-in-one messaging unit New

The new messaging unit features a high brightness color LCD with an extra wide viewing angle.

The Inmarsat C terminal is integrated into the display, allowing for a straightforward installation approach and is ready for our Remote Maintenance System (RMS).

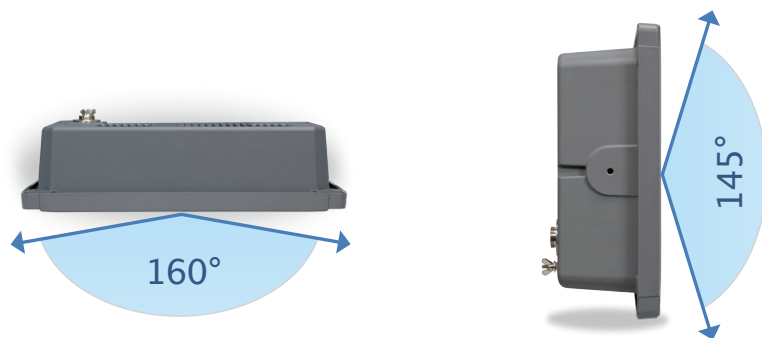
USB

The USB 2.0 port located on the front panel allows you to connect a mass storage device to save and load messages.



The display


Our new 10.4-inch messaging unit features a color display with a variety of coloring menus. Factory default color is Ocean Day. The LCD gives you a bright picture with excellent color consistency, even when you're viewing the display from the side.



Flexibility

New antenna New

A completely new design of antenna, compliant to RoHS, offering a new level of accuracy with a high performance Radio Frequency (RF) filter built in. It has the same cable management philosophy resembling all other Inmarsat products, requiring only a single coax cable between antenna and messaging unit.



Interfacing

The JUE-87 offers all the interfacing you need with junction box 1 (JB1) standard in the box, separated from the display, allowing for a flexible installation approach.

Messaging unit



JB1
(standard)



JB2
(option)



2 external buzzers
2 SSAS buttons

- 1 external buzzer
- 2 SSAS buttons
- 2 Remote distress buttons
- 1 Distress message controller
- 1 GPS input (NMEA)
- 1 Alarm output (dry contact) — Alarm message to INS or GPS internal data
- 1 Alarm/GPS output (NMEA)
- 1 Alarm/AIS input (NMEA) — Alarm ack from INS or AIS input (for Russia)

New accessories New

Along with our introduction of the new JUE-87, we introduce new accessories that compliment our unified design approach.



External buzzer



Distress button



SSAS button

Operation

Enhanced Group Calling (EGC)

JRC total Inmarsat C solution incorporates the capability known as Enhanced Group Calling (EGC), which enables authorized information providers to broadcast international safety and commercial service messages to selected groups of ships. EGC is available as standard on the JUE-87 terminal.

EGC SafetyNET

An international safety service, which broadcasts maritime safety information, such as meteorological and hydrographic messages to all ships in certain geographical areas.

EGC FleetNET

An international commercial subscription service, allowing shipping companies and government bodies to broadcast messages to selected groups of vessels.



Jcmail

Jcmail is a freeware PC application developed by JRC. It enables you to send and receive e-mails and receive EGC messages very easily on the JUE-87.

Distress alert

Your vessel's ID, date/time and the present position, course and speed is acquired manually or automatically from the integrated GPS receiver, or the vessel's navigational interface, allowing you to send a distress alert simply by pressing and holding the dedicated built-in distress button, either on the messaging unit or a separate unit.



LRIT as standard

The JUE-87 Inmarsat C model comes standard with LRIT, an IMO required global monitoring system of the ship's movement. The purpose of LRIT is to increase maritime domain awareness and to improve maritime security.

SSAS add-on kit

The Ship Security Alerting System (SSAS) is a system that contributes to the IMO's efforts to strengthen maritime security and suppress acts of terrorism and piracy against shipping. In case of attempted piracy or terrorism, the vessel's SSAS function can be activated, and appropriate law-enforcement or military forces can be alerted if necessary.



New power supply New

JRC is introducing a new power supply, half the size of the power supply found in the previous generation JUE-85 including a 65% weight reduction.



Remote Maintenance System (RMS) New


JRC's unique RMS service just got better with the addition of the new JUE-87 which allows connected equipment's, such as JUE-251 & JUE-501, status to be polled from the shore. jrceurope.com/rms

Weight and dimensions

Messaging unit New



NTF-318 Weight 4,9 kg, includes:
 Messaging unit: 3,4 kg
 Junction box 1: 1,1 kg
 Keyboard: 0,4 kg



Antenna New




NAF-253GM Weight 2,4 kg



Printer




NKG-800 Weight 3,7 kg



Power supply New



NBD-904 Weight 2,6 kg



What's standard?

- Messaging unit
 - Antenna
 - Printer (+paper)
 - Power supply
 - Cables
 - Installation materials
 - Spare parts
 - Manuals
- | |
|---|
| <ul style="list-style-type: none"> Signal • Antenna to messaging unit (30m) • Messaging unit to printer (2m) Power • Power supply to messaging unit (2.3m) • Messaging unit to printer (2m) |
|---|

What's optional?

- | | |
|------------------------|----------|
| Remote distress button | NQE-3225 |
| External buzzer | NCE-5547 |
| SSAS button | NQE-3224 |
| Junction box 2 (JB2) | NQE-3223 |
| Remote data terminal | NDZ-227 |
| Keyboard | NDF-369 |

Specifications

JUE-87	
IMO/GMDSS approved	✓
RoHS	✓
Display	10.4-inch LCD, 640 by 480 pixels, 450cd/m ²
Frequency	Transmit 1626.5–1646.5 MHz Receive 1537.0–1544.2 MHz GPS 1575.42 MHz ±1 MHz
Channel spacing	5kHz
E.I.R.P.	Within 14±2dBW (at 5° angle)
G/T	–23.0dBk (minimum)
Modulation	Transmit and receive 1200 symbols/sec BPSK
Data rate	Transmit and receive 600bps
Interfacing Messaging unit (MU) Junction box 1 standard (JB1) Junction box 2 optional (JB2)	3 external buzzers JB1: 1x, JB2: 2x 2 remote distress buttons JB1: 2x 4 SSAS buttons JB1: 2x, JB2: 2x 1 GPS input (NMEA) JB1 1 alarm output (dry contact) JB1 1 alarm/GPS output (Alarm message to INS or GPS internal data – NMEA) JB1 New 1 alarm/AIS input (Alarm ack from INS or AIS input for Russian regulations – NMEA) JB1 New 1 LAN (PC with Jcmail or RMS info to VDR and JUE–501 alarm info backup RMS) MU New 1 DTE (connecting a remote data terminal NDZ–227 or PC with Jcmail) MU 1 keyboard MU, 1 printer (analog port) MU 1 serial (connecting e.g. a PC, serial printer or use for maintenance) MU 1 distress message controller JB1
Messaging unit NTF–318	Power 19.2–31.2V DC Consumption transmit 100W, standby 24W
Antenna NAF–253GM	Single coax cable up to 100 m Type helical, pattern hemisphere Polarization right–hand circular
Printer NKG–800	Line interface parallel Power supply voltage 19.2–31.2V DC Consumption 35W (max)
Power supply NBD–904	Line voltage 100–230V AC, 24V DC Line voltage selection 90–264V AC, 19.2–31.2V DC Output power 24V DC, 6.5A (continuous)
Ambient conditions	Messaging unit: –15° to 55°C (operating) –40° to 70°C (survival) Antenna: –35° to 55°C (operating) –40° to 70°C (survival) Relative humidity: 0% to 95% non–condensing Icing: 25mm (antenna) Precipitation: 100mm/hr (antenna) Wind: 100kn (antenna)

JRC in Europe/Africa

Cessnalaan 40-42
1119 NL Schiphol-Rijk
The Netherlands

T +31 20 658 0750
F +31 20 658 0755
W jrceurope.com

JRC in Asia/Oceania

Fujisawa bldg. 30-16
Ogikubo 4-chome Suginami-ku
Tokyo 167-8540, Japan

T +81 3 6832 1721
F +81 3 6832 1845
W jrc.co.jp

JRC in the Americas

1011 SW Klickitat Way, B-201
Seattle, WA 98134
USA

T +1 206 654 5644
F +1 206 654 7030
W jrcamerica.com